

Lowe[®]

Equipment Attachments



Demand the best and most durable trenching attachments for today and tomorrow...LOWE[®]



Standard
Recommended for loose, damp soil conditions.



Double Standard Anti Back Flex
Recommended for harder, drier soil, roughly twice the number of teeth.



Expanded Double Standard Anti Back Flex
Recommended for loose soils when extra width is required.



Rock & Frost Anti Back Flex
Recommended for frost and rocky conditions.




1/2 Rock & Frost Anti Back Flex
Recommended for harder soil and mixed rocky digging conditions.



Terminator
Recommended for hard, dry digging conditions and rock. 5 & 6 inch (127 & 152 mm) trench widths are available.

Also, remember to check out our full line of auger and grapple attachments.

LOWE[®] Trenching Attachments



Productive, Durable, Value[®]



Lowe
Equipment Attachments

18903 High Point Road | Viola, WI 54664
TOLL FREE 1.800.356.9180 | PHONE 608.538.4000 | FAX 608.538.3995
E-MAIL Lowe@Loweman.com | www.loweman.com



18903 High Point Road | Viola, WI 54664
TOLL FREE 1.800.356.9180 | PHONE 608.538.4000 | FAX 608.538.3995
E-MAIL Lowe@Loweman.com | www.loweman.com






LOWE® Trenching Attachments Make Your Skid/Mini Loader More Useful

XR-Series

Our XR-Series trenching attachments are the most advanced ever made. They include significant advances in strength, durability, and efficiency over previous designs.

Features include a 50,000 lb. (22,680 kg) digging chain, removable double-flighted spoil auger, self-aligning boom with grease cylinder tensioning system, maintenance-free tapered roller bearings in the nose, longer life boom roller, and high operating pressure capability.

Choose the center trench position for most conditions and for maximum performance. For those times when you need to trench closer to a building or obstruction, use the manual side-shift or the optional hydraulic side shift.




XR-35
with optional hydraulic side shift and full rock and frost chain

XR-Series Enhancements

- Stronger, self-aligning boom design with improved grease cylinder tensioning system.
- Stronger, more wear-resistant drive shaft.
- Stronger, maintenance-free tapered roller bearings in boom nose.
- Easier field maintenance of service and parts.
- New, more wear-resistant end-boom roller reduces bearing load, increases digging chain life, and virtually eliminates lockup.
- Redesigned trencher housing improves visibility, trench starting, and digging capability.
- Optional trench cleaner improves trench cleanout and is even more durable than previous models.
- New, even stronger, **LOWE®** hydraulic motors.



XR-7
with ABF chain and optional cleaner



XR-14
with ABF chain and optional cleaner

Model	Base Machine Recommended Flow	Trench Depth	Trench Width
XR-7	8-15 GPM (30-57 LPM)	2'-3' (.61m-.91m)	4"-8" (102mm-203mm)
XR-14	10-20 GPM (38-76 LPM)	2'-4' (.61m-1.22m)	6"-12" (152mm-305mm)
XR-21	13-25 GPM (49-95 LPM)	2'-5' (.61m-1.52m)	6"-12" (152mm-305mm)
XR-25	16-26 GPM (61-99 LPM)	2'-5' (.61m-1.52m)	6"-12" (152mm-305mm)
XR-35	20-40+ GPM (76-151 LPM)	2'-5' (.61m-1.52m)	6"-12" (152mm-305mm)

Redesigned to be more productive, more durable and an even better value




The **XR-7** is ideal for the newest mini-loaders.



Designed for the toughest jobs.



XR-21
with 1/2 rock and frost ABF chain and optional cleaner



XR-25
with ABF chain and optional cleaner